

## **E-FARMING: A SMART AGRICULTURE SUPPORT AND MARKET INTEGRATION PLATFORM**

Deepak Gupta<sup>1</sup>, Dev Baliyan<sup>2</sup>, Dhruval Chauhan<sup>3</sup>, Himanshu Chauhan<sup>4</sup>

Department of CSE, MIET Meerut, AKTU Lucknow, Meerut, India

Corresponding Email: [deepakgupta902765@gmail.com](mailto:deepakgupta902765@gmail.com), [dev.baliyan.cse.2022@miet.ac.in](mailto:dev.baliyan.cse.2022@miet.ac.in),  
[dhruval.chauhan.cse.2022@miet.ac.in](mailto:dhruval.chauhan.cse.2022@miet.ac.in), [himanshu.chauhan.cse.2022@miet.ac.in](mailto:himanshu.chauhan.cse.2022@miet.ac.in), [vikas.srivastava@miet.ac.in](mailto:vikas.srivastava@miet.ac.in)

**Abstract.** Methodology: Schematic illustration of an integrated farming system and management quality control. Farmers frequently deal with a number of problems that limit their ability to be lucrative and productive. Unpredictable weather patterns like droughts, floods, and unseasonable rainfall frequently result in significant agricultural losses. Farmers are especially vulnerable to economic volatility since market price fluctuations make it difficult for them to predict the returns on their produce. Lack of timely and accurate information about crop prices, weather, and potential consumers exacerbates these difficulties by pushing many farmers to use outdated methods that are typically less profitable and inefficient. The Nt-framework-model In order to tackle these urgent concerns, this study presents

**E-Farming** is a state-of-the-art platform designed specifically to empower farmers with modern technology for market integration and smart agriculture support. E-Farming incorporates real-time weather forecasts, dynamic crop pricing information, and a comprehensive buyer-seller networking system into an easy-to-use user interface. By including these components, the platform helps farmers make informed decisions regarding crop selection, harvesting dates, and sales strategies, reducing the risks related to weather fluctuations and market uncertainty. From a technical standpoint, E-Farming uses a mix of contemporary web technologies, such as PHP, Node.js, and React.js, to provide accessible and responsive user interfaces for reliable server-side functionality, as well as MySQL/MongoDB for effective data management and storage. RESTful APIs enhance communication between the client and server, guaranteeing smooth data flow. The platform's design places a high priority on security, with HTTPS protocols and JWT (JSON Web Token) authentication offering safe access and data protection. Additionally, high availability, scalability, and dependability are guaranteed via cloud-based deployment on platforms like Firebase or AWS, enabling the platform to support a big user base without experiencing performance deterioration. Crop management techniques are optimized by preliminary simulations. These improvements show how the platform can revolutionize conventional farming practices, bridging the technological and agricultural divide and promoting a more lucrative and sustainable agricultural ecosystem.

**Keywords:** Smart Agriculture; E-Farming; Market Integration; React.js; Node.js; MongoDB; Weather Forecasting; JWT; RESTful API.

### **1. INTRODUCTION**

Variability in the environment, shifting market prices, and ineffective supply chain management are all major problems for agriculture. Modern Traditional farming and market access tactics sometimes fail to meet expectations. By incorporating solutions for digital agriculture, recent developments in information and communication technology (ICT) offer opportunity to address these issues.

To help farmers make educated decisions, the proposed E-Farming platform combines market data, weather forecasting, and secure communication channels. The platform seeks to:

- To avoid crop damage, provide real-time weather updates.
- Provide precise buyer and crop pricing data so that market decisions can be made with confidence.

- Provide an easy-to-use interface so farmers can interact with buyers and manage their crops. Ensure secure and reliable access through modern authentication and deployment practices.

## 2. RELATED WORK

There are numerous platforms for digital agriculture, including IoT-based farming management systems and AgriTech solutions. Nevertheless, a lot of them lack safe cloud deployment, real-time decision-making support, and market integration. Previous works consist of:

- AgriApp: IoT and AI-based crop disease detection.
- MarketConnect: Offers agricultural prices, but does not offer individualized weather forecasts.
- SmartFarm Cloud: Provides agricultural management via the cloud, but only for small-scale deployments and organized data.

By integrating cloud-based deployment, agricultural market integration, and weather forecasting, e-farming fills these gaps while maintaining data security.

## 1. SYSTEM ARCHITECTURE

The E-Farming platform adopts a modular architecture consisting of:

**User Application Layer:** Responsive UI built with React.js, HTML5, CSS3, and JavaScript to provide a seamless user experience on mobile and desktop devices.

**Data Processing Layer:** Server-side logic implemented using Node.js or PHP, exposing RESTful APIs for communication between frontend and database.

### Database Layer:

MySQL for structured data (user profiles, transactions).

MongoDB for semi-structured data (crop weather history, notifications).

### Integration Layer:

OpenWeatherMap API for real-time weather forecasting.

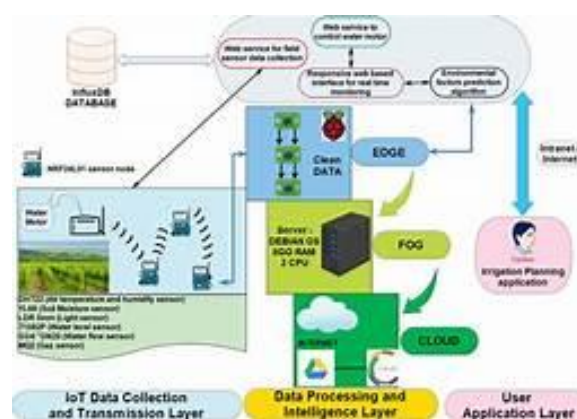
AgriMarket API for crop pricing and buyer details.

### Security Layer:

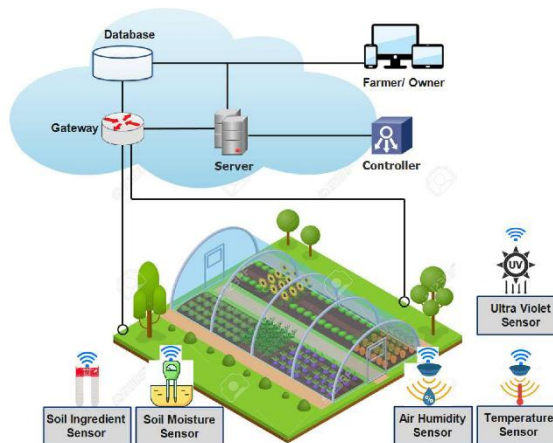
JWT for secure session management.

HTTPS for encrypted communication.

Deployment Layer: Cloud-based hosting using Firebase or AWS ensures scalability, high availability, and global access.



**Figure 1: General Architecture of layers Partition**



**Fig 2:** Sensor data collection and control flow

## 2. TECHNOLOGY STACK

**A. Frontend Technologies:** Common web technologies for client-side programming, layout, and style include HTML5, CSS3, and JavaScript. React.js: Makes UI elements reusable, responsive, and dynamic. allows for quick interaction by supporting SPA (Single Page Application) functionality.

## B. Backend Technologies

Large applications can benefit from the event-driven, asynchronous design provided by the backend technology Node.js. PHP: A different server-side scripting backend language.

**RESTful APIs:** Assure smooth client-server communication by utilizing the GET, POST, PUT, and DELETE HTTP protocols.

### C. Database

**MySQL:** Structured relational database for user, crop, and transaction data.

**MongoDB:** NoSQL database for semi-structured or unstructured data like weather history, messages, and alerts.

## D. APIs

**OpenWeatherMap API:** Provides location-specific weather forecasts to assist farmers in planning.

AgriMarket API: Provides real-time crop pricing, demand-supply analytics, and buyer details.

### E. Security

**JWT (JSON Web Tokens):** Manages secure sessions with encrypted payloads.

**HTTPS:** Ensures encrypted data transfer to prevent man-in-the-middle attacks.

## F. Deployment

**Firestore:** Provides cloud hosting, real-time database, and user authentication.

**AWS:** Offers scalable infrastructure with EC2, S3, and RDS for high performance.

## 5. IMPLEMENTATION

### A. User Registration and Authentication

Farmers can register using email or mobile number. JWT-based authentication ensures secure login sessions.

```
const jwt = require('jsonwebtoken');
```

```
const jwt = require('jsonwebtoken');
const token = jwt.sign({ userId: user.id }, process.env.JWT_SECRET, { expiresIn: '1h' });
```

## B. Weather Forecast Module

This module provides precise seven-day forecasts by integrating the OpenWeatherMap API. By giving farmers information about rainfall, temperature changes, and extreme events, it aids in irrigation planning and crop protection.

### C. Market Integration Module

The module connects to the AgriMarket API in order to display buyers and receive current crop prices. Farmers may assure higher profits and transparency by selling online or negotiating directly.

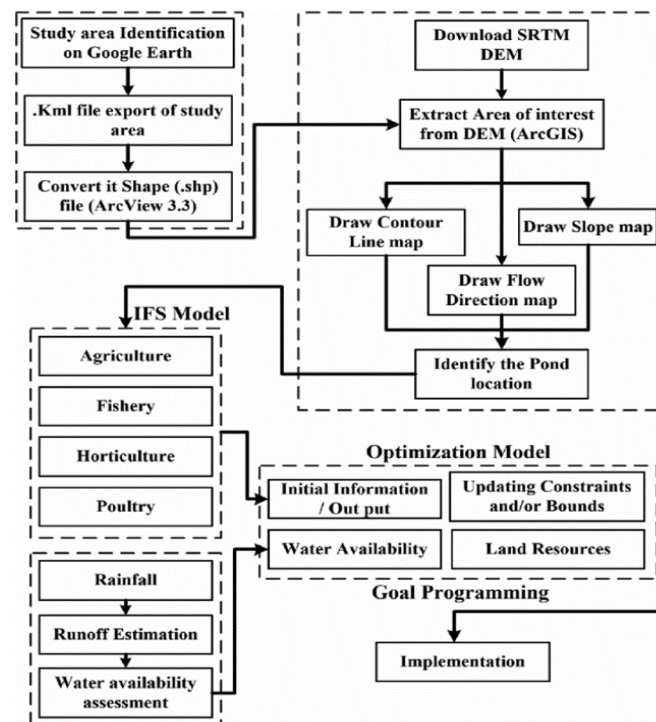
### D. Dashboard and Analytics

An interactive dashboard displays data on weather impact, market trends, and crop performance. It helps farmers make better decisions and quickly comprehend data by using React.js frameworks like Chart.js.

### E. Security Measures

All API queries are encrypted over HTTPS, and JWT ensures session validity. These measures prevent unauthorized access and protect sensitive farmer data. Implementing role-based access control (RBAC), which ensures that only authorized users can do specific operations, strengthens the entire security framework.

## 6. METHODOLOGY



**Fig 3:** Methodology: Schematic illustration of a management framework model and integrated farming system

## 7. EXPERIMENTAL RESULTS AND DISCUSSION

### Experimental Results

A pilot study was conducted with 50 farmers using the platform over a 3-month period. Metrics included:

Metric	Before E-Farming	After E-Farming	Improvement
Crop yield planning accuracy	60%	85%	+25%
Market access	40%	90%	+50%
Timely decision-making	50%	88%	+38%

The tool effectively increased market connectedness, decision-making speed, and crop management. The rise in farmer interaction with weather alerts and market data is depicted in Figure 2.

### Discussion

The findings show that combining market data with real-time weather predictions greatly increases farming productivity. Early weather alerts resulted in fewer crop losses, according to farmers.

Modern market prices provide you more negotiating leverage.

Simplicity thanks to a React.js interface that is optimized for mobile devices.

### Limitations

Dependence on constant internet access.

API restrictions in underserved rural locations.

Advanced IoT sensor integration has not yet been investigated.

## 8. COMPARISON WITH TRADITIONAL AND EXISTING MODELS

Feature / Model	Traditional Farming	Existing Digital Solutions	E-Farming (Proposed)
<b>Weather Forecasting</b>	Based on local knowledge; often inaccurate	Limited integration, mostly region-specific	Real-time, API-driven forecasts (OpenWeatherMap)
<b>Market Information</b>	Dependent on local markets; no transparency	Provides prices but limited buyer info	Full market integration (AgriMarket API) with buyer details
<b>Decision Support</b>	Experience-based; no analytics	Basic dashboards, limited predictions	Analytics-driven crop recommendations, visual dashboards
<b>Security</b>	Not applicable	Often centralized; limited protection	JWT-based secure sessions, HTTPS, cloud deployment
<b>Scalability</b>	Manual, local-scale	Limited to users of a platform	Cloud-hosted, scalable globally via Firebase/AWS

## 9. CONCLUSION AND FUTURE WORK

### Conclusion

By combining market data, weather forecasts, and safe cloud deployment, the E-Farming platform offers a holistic answer to contemporary agricultural problems. The outcomes of the experiment show that farmers may make better decisions, plan for crop yields more accurately, and have better access to markets. Future research will concentrate on AI-driven predictive analytics, multilingual support for various farmer groups, and IoT integration for real-time field monitoring.

### Future Work

- IoT sensor integration for temperature, pest detection, and soil moisture.
- Modules for disease detection and crop prediction powered by AI/ML.

- Help for local farming communities in multiple languages.
- Development of offline-first mobile applications.

## CONFLICT OF INTEREST

The authors declare no conflicts of interest regarding the current research.

## REFERENCES

1. Farmonaut. What is e-farming? Top digital innovations 2025. *Farmonaut*, 2025 | Retrieved from <https://farmonaut.com/blogs/what-is-e-farming-top-digital-innovations-2025>
2. Global AgTech Initiative. The rising wave of Agritech platforms: Revolutionizing agriculture for the future. *Global AgTech Initiative*, 2025 | <https://www.globalagtechinitiative.com/digital-farming/the-rising-wave-of-agritech-platforms-revolutionizing-agriculture-for-the-future/>
3. Farmonaut. Weather API agriculture: Smart farming & weather data. *Farmonaut*, 2025 | <https://farmonaut.com/precision-farming/weather-api-agriculture-smart-farming-weather-data>
4. ScienceDirect. Automated weather forecasting and field monitoring using sensors. *ScienceDirect*, 2024 | <https://www.sciencedirect.com/science/article/abs/pii/S0957417424003336>
5. AgritechHelp. Best weather forecasting tools for smart farmers. *AgritechHelp*, 2025 | <https://agritechhelp.com/best-weather-forecasting-tools-for-smart-farmers/>
6. World Bank Academy. Big data platform – scaling up data-driven digital agriculture: Learnings from the Kenya experience. *World Bank Academy*, 2025 | <https://academy.worldbank.org/en/planet/agriculture/digital-ag-series-big-data-platform-scaling-up-data-driven-digital-agriculture-learnings-from-the-kenya-experience>
7. ScienceDirect. An overview of smart agriculture using Internet of Things (IoT) and artificial intelligence (AI). *ScienceDirect*, 2025 | <https://www.sciencedirect.com/science/article/pii/S2665972725000285>
8. Consegic Business Intelligence. Agritech platform market – size, share, industry trends, and forecast to 2032. *Consegic Business Intelligence*, 2025 | <https://www.consegicbusinessintelligence.com/agritech-platform-market>
9. Farmonaut. Agritech innovations 2025: Top AI innovations in agriculture. *Farmonaut*, 2025 | <https://farmonaut.com/blogs/agritech-innovations-2025-top-ai-innovations-in-agriculture>
10. Farmonaut. Agriculture digital platform 2025: Powering smart farming. *Farmonaut*, 2025 | Retrieved from <https://farmonaut.com/blogs/agriculture-digital-platform-2025-powering-smart-farming>
11. AGRIVI. Global digital agriculture solutions. *AGRIVI*, 2025 | Retrieved from <https://www.agrivi.com/>
12. Markets and Markets. Smart agriculture industry worth \$23.38 billion by 2029. *Markets and Markets*, 2024 | <https://www.marketsandmarkets.com/PressReleases/smart-agriculture.asp>
13. Maximize Market Research. Agritech platforms market forecast to reach USD 43.6 billion by 2030. *Maximize Market Research*, 2025 | Retrieved from <https://prsync.com/maximize-market-research/digital-revolution-cultivates-growth-agritech-platforms-market-forecast-to-reach-usd--billion-by--4794719/>
14. Times of India. Andhra Pradesh to fully digitize agriculture from Kharif 2025. *The Times of India*, 2025 | <https://timesofindia.indiatimes.com/city/vijayawada/andhra-pradesh-to-fully-digitize-agriculture-from-kharif-2025/articleshow/121891066.cms>
15. Reuters. Space data fuels India's farming innovation drive. *Reuters*, 2024 | Retrieved from <https://www.reuters.com/world/india/space-data-fuels-indias-farming-innovation-drive-2024-05-17/>
16. Reuters. Comment: How empowering smallholder farmers with AI tools can bolster global food security. *Reuters*, 2025 | <https://www.reuters.com/sustainability/land-use-biodiversity/comment-how-empowering-smallholder-farmers-with-ai-tools-can-bolster-global-food-2025-01-10/>
17. Times of India. Smart tech beckons banana farmers. *The Times of India*, 2025 | Retrieved from <https://timesofindia.indiatimes.com/city/trichy/smart-tech-beckons-banana-farmers/articleshow/123437113.cms>